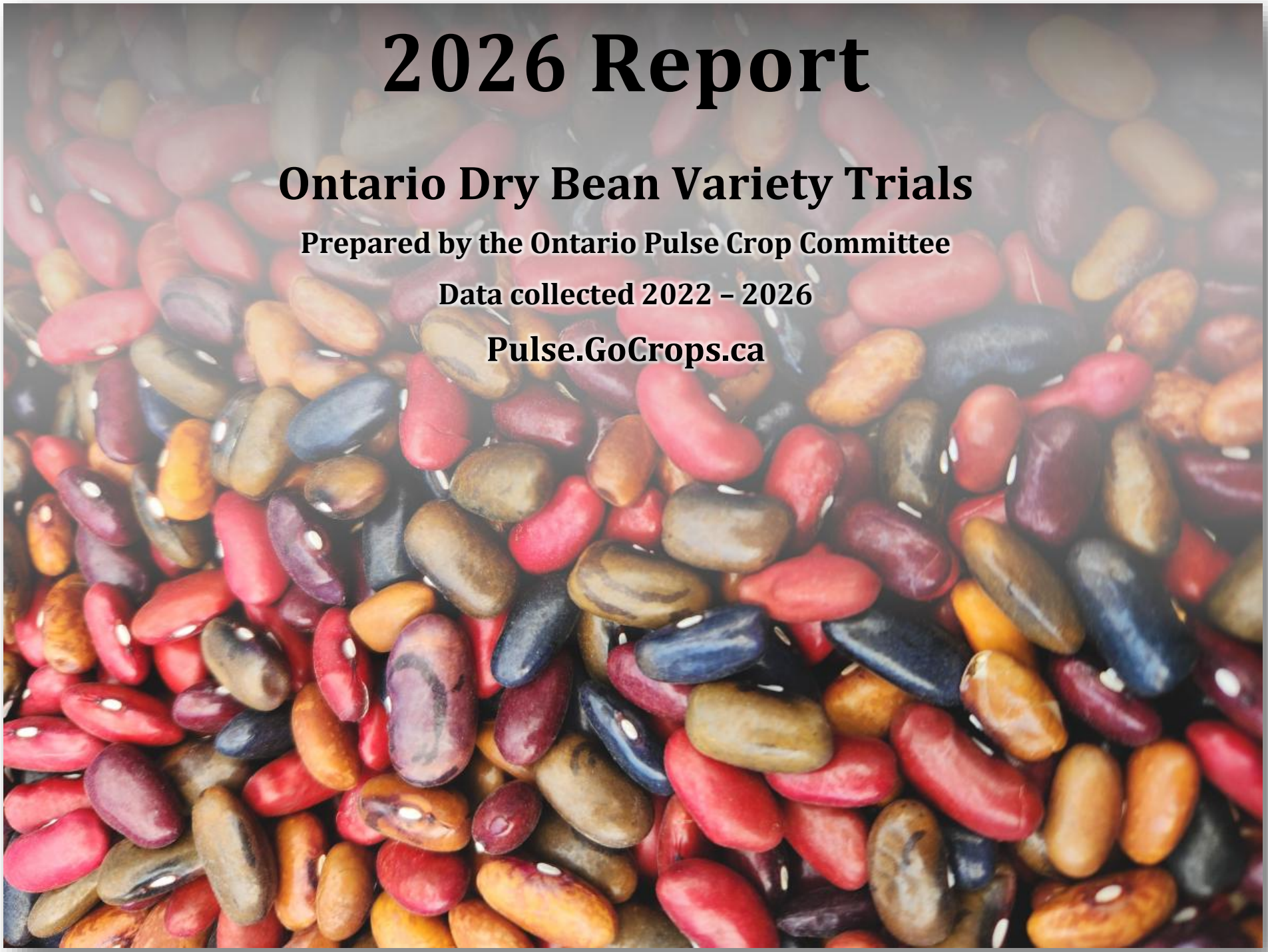

2026 Report

Ontario Dry Bean Variety Trials

Prepared by the Ontario Pulse Crop Committee

Data collected 2022 – 2026

Pulse.GoCrops.ca

November 2026

This infosheet contains the most recent variety information for registered dry edible bean varieties planted and harvested in 2026. Experimental and non-registered varieties may also be included in the trials, but data is not presented. Contact one of the individuals listed below, for information on other varieties or to comment on the trials. The information is prepared annually by the Ontario Pulse Crop Committee (OPCC).

REFERENCES:

For more information contact:

Carl Bolton
Chair of the OPCC
R.R. 1, 43722 Winthrop Road
Dublin, ON N0K 1E0
Email: carl.bolt14@gmail.com
Phone: 519-525-6430

Emily Morneau
Technician, Secretary of the OPCC
Performance Trial Co-ordinator
Agriculture and Agri-Food Canada
2585 County Rd 20
Harrow, ON N0R 1G0
E-mail: emily.morneau@agr.gc.ca
Phone: 519-325-8279

Dr. Jamie Larsen
Research Scientist, Dry Bean Breeding
Performance Trial Co-ordinator
Agriculture and Agri-Food Canada
2585 County Rd 20
Harrow, ON N0R 1G0
E-mail: jamie.larsen@agr.gc.ca
Phone: 226-935-8267

Lyndsay Schram
Technician
Performance Trial Co-ordinator
Department of Plant Agriculture
University of Guelph
Crop Science Bldg.
Guelph, ON N1G 2W1
E-mail: lschram@uoguelph.ca
Phone: 519-824-4120 x58339

Mohsen Yoosefzadeh Najafabadi
Assistant Professor - Dry Bean Breeding & Computational Biology
Department of Plant Agriculture
Crop Science Building, Room No. 204
University of Guelph, 50 Stone Rd E
Guelph, ON N1G 2W1
519-824-4120 Ext.53388

TABLE OF CONTENTS

- Table 1a – 2022-2026 White Bean Variety Performance Trial, Long Season Area
- Table 1b – 2022-2026 White Bean Variety Performance Trial, Short Season Area
- Graph 1c – 2024-2026 White Bean Variety Performance Trial, Short Season Area, 3 Year Average
- Graph 1d – 2024-2026 White Bean Variety Performance Trial, Long Season Area, 3 Year Average
- Table 2 – 2024–2026 White Bean Characteristics and Distributors
- Table 3 – 2024–2026 Coloured Bean Major Variety Characteristics and Distributors
- Table 4 – 2022-2026 Coloured Bean Major Variety Performance Trial
- Graph 4a – 2024-2026 Cranberry Bean Variety Performance Trial, All Areas, 3 Year Average
- Graph 4b – 2024-2026 Kidney Bean Variety Performance Trial, All Areas, 3 Year Average
- Table 5 – 2022-2026 Coloured Bean Minor Variety Performance Trial
- Graph 5a – 2024-2026 Coloured Bean Minor Variety Performance Trial, All Areas, 3 Year Average
- Table 6 – 2024-2026 Coloured Bean Minor Characteristics and Distributors
- Table 7 – Addresses of Distributors for Edible Bean Varieties

Table 1a - 2022-2026 White Bean Variety Performance Trial, Long Season Area

Variety	Days to Maturity[2]	Yield (lbs/ac)[1]									
		Long Season All Locations				St Thomas		Woodstock			
		5 Year	4 Year	3 Year	2 Year	2 Year	2026	4 Year	3 Year	2 Year	2026
Jolt	80	3170	3170	3202	3292	3736	3778	2766	2846	2848	3019
Indi	83	3172	3172	3419	3626	4272	4298	2614	2851	2980	3327
Blizzard	84	3260	3260	3422	3572	4355	4447	2656	2801	2790	3110
AAC Shock	85	--	--	--	3027	3411	3704	--	--	2643	2155
Armada	85	3369	3369	3479	3643	4427	4755	2645	2848	2859	2996
OAC Storm	85	3020	3020	3076	3275	3693	3495	2581	2665	2858	2865
Bolt	86	2434	2434	2500	2641	2662	2540	2233	2392	2620	2803
HMS Victory	86	3355	3355	3410	3555	4071	4467	2850	2968	3039	3333
OAC Thunder	86	2752	2752	2868	2948	3500	3541	2262	2447	2395	2131
T9905	86	3312	3312	3434	3531	4191	4710	2802	2929	2870	3033
OAC Seal	86	--	--	--	3489	4094	4608	--	--	2884	2886
Nautica	86	3126	3126	3233	3314	4000	4527	2564	2722	2627	2567
Lighthouse	87	3198	3198	3215	3370	4161	4194	2550	2584	2579	2707
Blast	87	3416	3416	3404	3586	4347	4791	2822	2776	2826	2929
OAC Charm	88	3239	3239	3340	3537	4120	4508	2769	2821	2954	2884
Wake	88	--	--	--	--	--	4529	--	--	--	2464
OAC Resilient	88	3388	3388	3356	3506	4119	4437	2870	2847	2894	2938
Liberty	88	3304	3304	3448	3677	4388	4727	2650	2822	2965	3102
AAC Argosy	89	3309	3309	3442	3578	4185	4567	2774	2947	2972	2947
Steam	89	3595	3595	3619	3805	4556	5003	2979	2995	3053	3045
Rexeter	90	3220	3220	3354	3365	3890	3515	2771	2997	2841	2831
Average Yield (lbs/ac)[1]		**3202**	**3202**	**3290**	**3417**	**4009**	**4245**	**2675**	**2792**	**2825**	**2861**
LSD (0.05)[3]		**214**	**214**	**266**	**310**	**534**	**775**	**221**	**265**	**313**	**353**

[1] To convert lbs/acre to t/ha divide by 893.

[2]Maturity is 3 year average. Maturity rating is affected by planting date and area where variety is being grown. Varieties are rated as mature when 95% of the pods are ripe. Normally, 3-10 additional drying days are needed before the crop is dry enough for combining.

[3] LSD (0.05) - the LSD is a measure of variability within the trial. There is a ninety five percent probability that yields that differ by an amount greater than the LSD are different. Yields that differ by an amount less or equal to the LSD should be considered the same.

Long Season Testing Locations					
St Thomas	2026	2025	--	2023	--
Woodstock	2026	2025	2024	2023	--

Table 1b - 2022-2026 White Bean Variety Performance Trial, Short Season Area

Variety	Days to Maturity[2]	Yield (lbs/ac)[1]																								
		Short Season All Locations				Blyth					Exeter					Elora					Winchester				
		5 Year	4 Year	3 Year	2 Year	5 Year	4 Year	3 Year	2 Year	2026	5 Year	4 Year	3 Year	2 Year	2026	5 Year	4 Year	3 Year	2 Year	2026	5 Year	4 Year	3 Year	2 Year	2026
Jolt	84	--	2902	2756	2728	--	3040	2982	3035	3140	--	2381	1974	1946	1804	--	2918	2793	2817	2889	--	3270	3276	3114	3409
Indi	86	2978	3152	2969	2886	3688	3821	3640	3644	3701	2596	2740	2270	2101	1702	2432	2775	2744	2770	2960	3195	3274	3221	3030	3263
Armada	88	3155	3258	3041	2983	3617	3698	3539	3531	3546	2665	2741	2296	2361	2077	2786	3048	2996	2900	3106	3553	3544	3331	3139	3633
OAC Storm	89	2945	3100	2898	2752	3454	3501	3328	3377	3312	2518	2658	2153	2043	1814	2546	2877	2865	2668	2741	3264	3365	3246	2920	3187
Bolt	89	2351	2468	2354	2320	2881	3009	2844	2777	2520	2132	2234	1928	2026	1981	1935	2185	2220	2404	2428	2457	2443	2425	2075	1755
Blizzard	89	3023	3125	2907	2807	3424	3502	3375	3371	3356	2602	2689	2250	2082	1869	2690	2915	2805	2937	3052	3378	3394	3199	2838	3201
HMS Victory	89	3149	3279	3112	2998	3612	3672	3456	3443	3459	2563	2647	2242	2116	1924	2835	3140	3120	3080	3269	3585	3657	3629	3353	3933
OAC Thunder	89	2775	2949	2731	2619	3156	3256	3117	3181	3254	2375	2472	1948	1703	1874	2471	2807	2707	2608	2485	3098	3263	3153	2984	3123
T9905	90	2955	3127	3027	2953	3371	3476	3423	3539	3579	2420	2519	2064	1925	1919	2586	2937	3022	2942	2915	3443	3575	3600	3408	3896
Nautica	90	2962	3112	3007	2928	3541	3630	3563	3634	3542	2506	2605	2234	2199	2111	2500	2812	2888	2932	2746	3303	3400	3343	2945	3299
AAC Shock	90	--	--	--	2818	--	--	--	3030	2959	--	--	--	2145	1972	--	--	--	3134	3231	--	--	--	2965	2922
Liberty	91	3225	3286	3083	3004	3733	3768	3656	3705	3819	2753	2748	2355	2285	2399	2891	3108	3084	3078	3428	3523	3518	3235	2947	3592
Blast	92	3255	3421	3163	3071	3629	3708	3599	3699	3644	2880	3063	2556	2371	2181	2750	3023	2820	2955	2858	3759	3890	3680	3260	3707
Wake	92	--	--	--	--	--	--	--	--	3367	--	--	--	--	2018	--	--	--	--	2947	--	--	--	--	3526
OAC Charm	92	--	3282	3093	2996	--	3568	3473	3506	3370	--	2771	2391	2223	2007	--	3130	3027	3098	3200	--	3659	3483	3155	3500
AAC Argosy	92	2979	3189	2933	2851	3491	3710	3486	3517	3589	2530	2645	2207	2134	2232	2637	2979	2874	2848	3008	3258	3424	3168	2906	3316
OAC Resilient	93	3106	3283	3100	2914	3594	3761	3602	3547	3607	2599	2782	2242	2095	1782	2812	3092	3038	2951	3025	3417	3496	3516	3064	3337
Lighthouse	93	2953	3099	2895	2797	3468	3506	3341	3273	3309	2409	2501	2085	1984	1997	2708	3031	3011	3015	3390	3227	3358	3145	2917	3333
Steam	93	3379	3544	3282	3205	3811	3976	3782	3908	3914	2838	2950	2431	2385	1980	3150	3445	3350	3273	3537	3719	3807	3564	3253	3522
OAC Seal	94	--	--	--	2879	--	--	--	3608	3574	--	--	--	1972	2217	--	--	--	2775	2757	--	--	--	3162	3594
Rexeter	96	2888	3054	2998	2943	3640	3771	3736	3917	3843	2651	2734	2456	2419	2350	2308	2632	2809	2667	2609	2954	3081	2991	2770	2632
Average Yield (lbs/ac)[1]		**3005**	**3146**	**2964**	**2873**	**3507**	**3576**	**3441**	**3462**	**3448**	**2565**	**2660**	**2227**	**2126**	**2010**	**2627**	**2936**	**2898**	**2893**	**2980**	**3321**	**3412**	**3289**	**3010**	**3318**
LSD (0.05)[3]		**90**	**101**	**115**	**130**	**173**	**193**	**227**	**221**	**316**	**180**	**205**	**233**	**271**	**292**	**173**	**205**	**244**	**289**	**409**	**192**	**205**	**214**	**255**	**416**

[1] To convert lbs/acre to t/ha divide by 893.

[2] Maturity is 3 year average. Maturity rating is affected by planting date and area where variety is being grown. Varieties are rated as mature when 95% of the pods are ripe. Normally, 3-10 additional drying days are needed before the crop is dry enough for combining.

[3] LSD (0.05) - the LSD is a measure of variability within the trial. There is a ninety five percent probability that yields that differ by an amount greater than the LSD are different. Yields that differ by an amount less or equal to the LSD should be considered the same.

Short Season Testing Locations					
Blyth	2026	2025	2024	2023	2022
Exeter	2026	2025	2024	2023	2022
Elora	2026	2025	2024	2023	2022
Winchester	2026	2025	2024	2023	2022

Graph 1c: White Bean Short Season Area

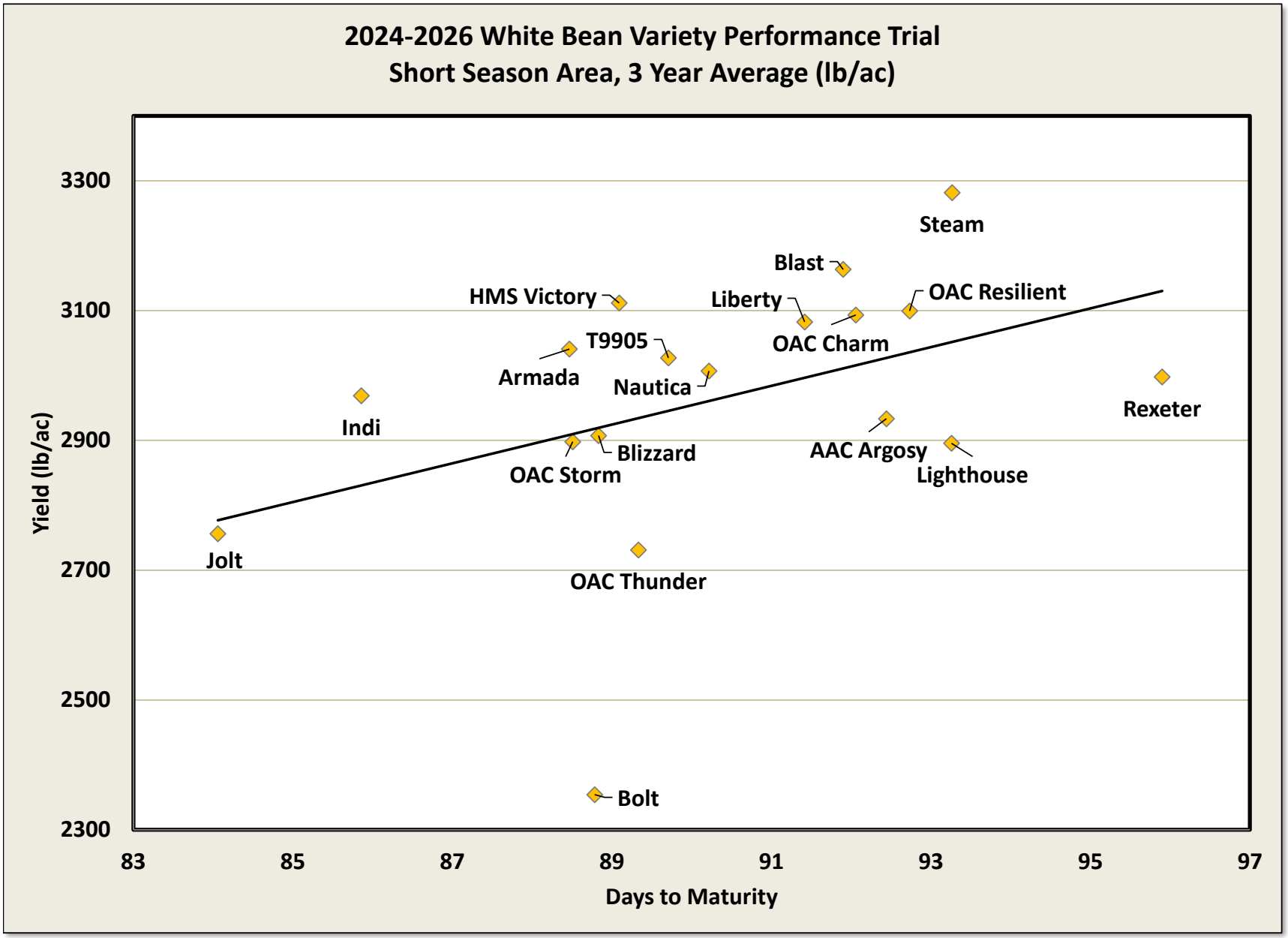

Graph 1d: White Bean Long Season Area

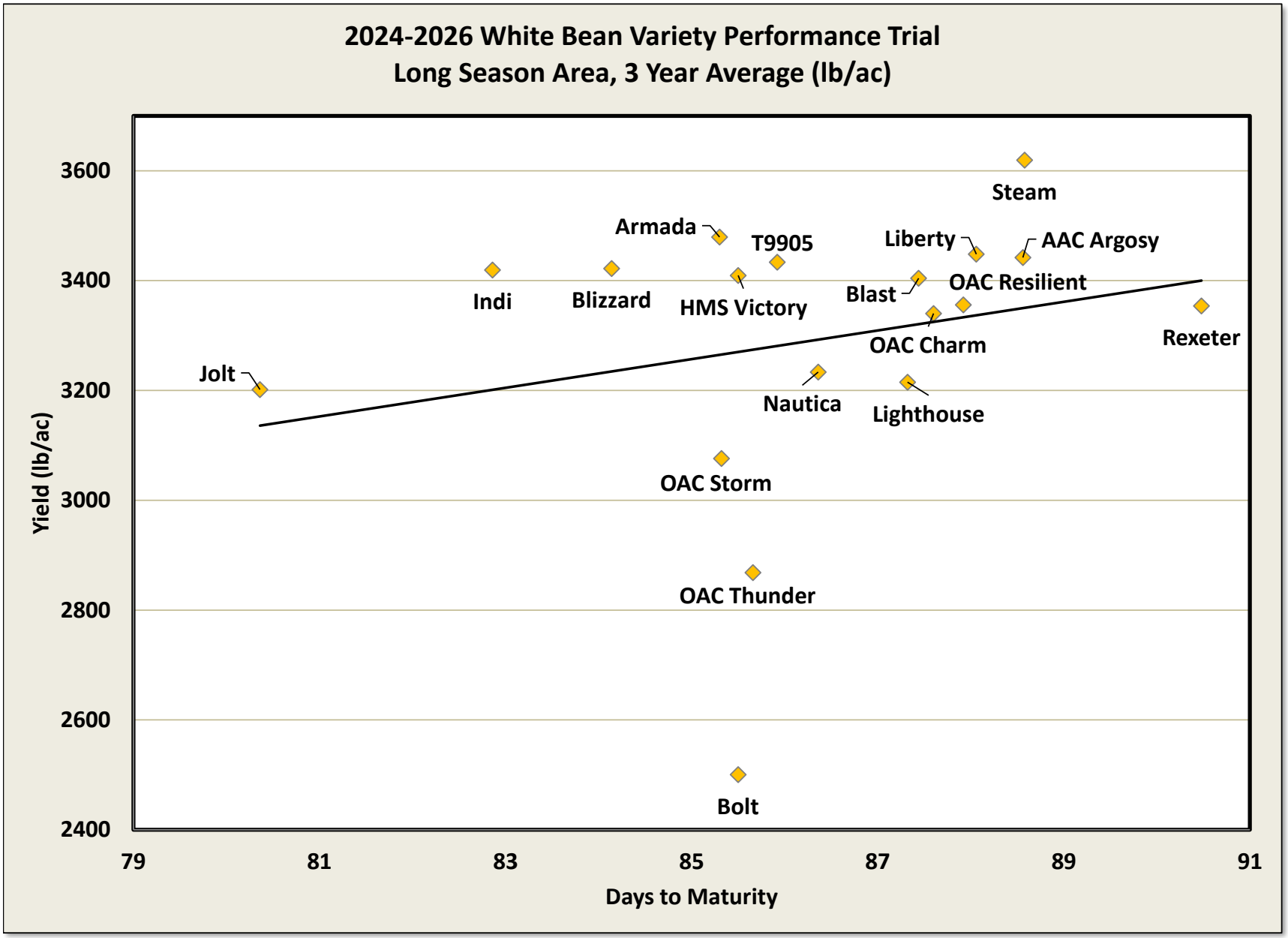

Table 2 - 2024-2026 White Bean Characteristics and Distributors

Variety	100 Seed Weight[3] (g)	Disease Reaction[1]						Harvestability[4]	Distributor
		Bean Common Mosaic Virus		Anthracnose[2]			Common Blight[5]		
		Race		Race					
		1	15	17	23	73			
Jolt	19.4	NA	NA	NA	NA	R	NA	2.0	University of Guelph - OAC
Indi	19.6	R	S	S	S	S	MS	1.5	ADM Seedwest
Blizzard	21.1	NA	NA	NA	NA	S	I	2.1	ProVita, Treasure Valley
Armada	22.9					S	I	2.1	ADM Seedwest
OAC Storm	19.8					R	MR	1.9	University of Guelph - OAC
Bolt	24.0	R	R	S	S	R	MS	2.1	University of Guelph - OAC
HMS Victory	22.1	R	R	NA	NA	S	I	2.2	ADM Seedwest
OAC Thunder	22.0	R	R	S	S	S	I	2.4	SeCan
AAC Shock	21.2	R	R	S	S	S	MR	2.1	Hensall Co-op
T9905	23.5	R	R	R	R	S	I	2.6	Treasure Valley
Nautica	19.7	R	R	S	S	S	I	2.1	Hensall Co-op
Liberty	21.4	R	R			S	MS	2.3	ADM Seedwest
Blast	21.4	R	R			R	I	2.4	Hensall Co-op
OAC Charm	23.1					S	I	2.4	Treasure Valley
Wake	22.7	NA	NA	NA	NA	S	NA	2.4	Hensall Co-op
AAC Argosy	23.2	R	R	S	S	S	I	2.5	Hensall Co-op
OAC Resilient	18.6	R	R			R	MR	2.4	University of Guelph - OAC
OAC Seal	22.2					R	MR	2.5	Jefferies Seeds
Lighthouse	21.4	R	R		R	S	MR	2.1	R.T. Bolton
Steam	21.7	R	R			S	MR	2.2	Hensall Co-op
Rexeter	21.1	R	S	S	S	S	MR	2.6	University of Guelph - OAC

[1] R = Resistant, S = Susceptible, NA = Not Available

[2] Anthracose ratings, the predominant race found now in Ontario is Race 73. Race 17 (binary system) is equivalent to the Alpha race, race 23 (binary system) is equivalent to the Delta race.

[3] To convert 100 seed weight (g) to seeds per pound divide 45,400 by seed weight. Example: 45,400 / 63 gm = 720 seeds/lb

[4] A variety's harvestability is based on a scale of 1-5, where 1 = upright plant type, standing erect with good bottom

[5] Common bacterial blight (CBB) severity was rated based on leaf area infection. S (>50%), MS (30-50%), I (15-30%), MR (8-15%), R (0-8%).

Table 3 - 2024-2026 Coloured Bean Characteristics and Distributors

Variety	Market Class	100 Seed Weight[1] (g)	Disease Reaction[2]					Harvestability[4]	Distributor
			Bean Common Mosaic Virus		Anthracnose[3]				
			Race 1	Race 15	Alpha Race 17	Delta Race 23	Race 73		
OAC Navabi	Cranberry	60	R	R			R	2.3	Treasure Valley
Etna	Cranberry	59	R	R	S	S	S	2.6	Hensall Co-op
OAC Firestripe	Cranberry	68	R	R			R	2.2	Treasure Valley
Red Hawk	Dark Red Kidney	54	R	R	R	S	R	2.9	Treasure Valley
Rampart	Dark Red Kidney	50	R	R			R	2.6	Trinity Genetics
Dynasty	Dark Red Kidney	62	R	S	R	S	R	3.0	Hensall Co-op
Gallantry	Dark Red Kidney	57					R	2.4	Hensall Co-op
Epic	Dark Red Kidney	59	R	R			R	3.3	Trinity Genetics
Big Red	Light Red Kidney	59	NA	NA	NA	NA	R	2.6	Treasure Valley
Pink Panther	Light Red Kidney	62	R	R	R	S	R	2.5	Treasure Valley
OAC Firebrand	Light Red Kidney	55					R	3.1	AAFC/U of G
OAC Snowshoe	White Kidney	57	R	R			R	3.2	Treasure Valley
Yeti	White Kidney	55	R	R		S	R	2.8	Hensall Co-op

[1] Seed weight is 3 year average.

[2] R = Resistant, S = Susceptible, NA = Not Available

[3] Anthracnose ratings- the predominant race in Ontario is Race 73. Race 17 (binary system) is equivalent to the Alpha race, race 23 (binary system) is equivalent to the Delta race.

[4] A variety's harvestability is based on a scale of 1-5, where 1 = upright plant type, standing erect with good bottom pod height and 5 = more prostrate plant type or plants that are not erect, with poor bottom pod height.

Table 4 - 2022-2026 Average Coloured Bean Performance

Variety	Market Class	Days to Maturity[2]	Yield (lbs/ac)[1]														
			All Locations				St Thomas		Exeter				Elora				
			5 Year	4 Year	3 Year	2 Year	2 Year	2026	4 Year	3 Year	2 Year	2026	5 Year	4 Year	3 Year	2 Year	2026
OAC Navabi	Cranberry	79	2257	2387	2276	2263	3129	2949	1868	1584	1427	1189	2195	2445	2266	2235	2052
Etna	Cranberry	79	1973	2071	1825	1762	2628	2519	1424	1025	782	1034	2032	2233	1925	1876	1652
OAC Firestripe	Cranberry	84	--	2606	2440	2473	3577	3403	1958	1540	1392	1285	--	2773	2495	2450	2462
Red Hawk	Dark Red Kidney	83	1785	1840	1789	1789	2335	2667	1521	1316	1118	1098	1794	1945	1762	1915	1662
Rampart	Dark Red Kidney	85	1768	1819	1697	1737	2306	2470	1614	1275	1241	1245	1736	1918	1743	1663	1509
Dynasty	Dark Red Kidney	86	2252	2313	2118	2115	2577	2829	2122	1779	1514	1630	2346	2525	2250	2253	2377
Gallantry	Dark Red Kidney	86	2374	2477	2386	2404	3156	3313	1927	1618	1547	1749	2436	2675	2573	2509	2465
Epic	Dark Red Kidney	88	1775	1820	1627	1516	1716	1323	1746	1468	1410	1386	1779	1898	1599	1424	1040
Big Red	Light Red Kidney	80	1847	1967	1840	1740	2186	2434	1696	1332	1132	947	1852	2090	1966	1903	1857
Pink Panther	Light Red Kidney	82	1962	1971	1818	1829	2416	2761	1508	1140	941	952	2057	2250	1999	2130	2193
OAC Firebrand	Light Red Kidney	90	2335	2463	2354	2427	3410	3894	2086	1731	1572	1742	2223	2484	2257	2298	2214
Yeti	White Kidney	91	2036	2127	2024	2012	2802	2712	1763	1460	1289	1408	1865	2053	1921	1946	1876
Average Yield (lbs/ac)[1]			2033	2155	2016	2006	2686	2773	1769	1439	1280	1305	2029	2274	2063	2050	1947
LSD (0.05)[3]			108	121	140	177	446	676	161	166	196	229	155	183	211	212	321

[1] To convert lbs/acre to t/ha divide by 893.

[2] Maturity is 3 year average. Maturity rating is affected by planting date and area where variety is being grown. Varieties are rated as mature when 95% of the pods are ripe. Normally, 3-10 additional drying days are needed before the crop is dry enough for combining.

[3] LSD (0.05) - the LSD is a measure of variability within the trial. There is a ninety five percent probability that yields that differ by an amount greater than the LSD are different. Yields that differ by an amount less or equal to the LSD should be considered the same.

Testing Locations					
St Thomas	2026	2025	--	2023	2022
Exeter	2026	2025	2024	2023	--
Elora	2026	2025	2024	2023	2022
Woodstock	--	--	2024	--	2022

Graph 4a: Cranberry Bean

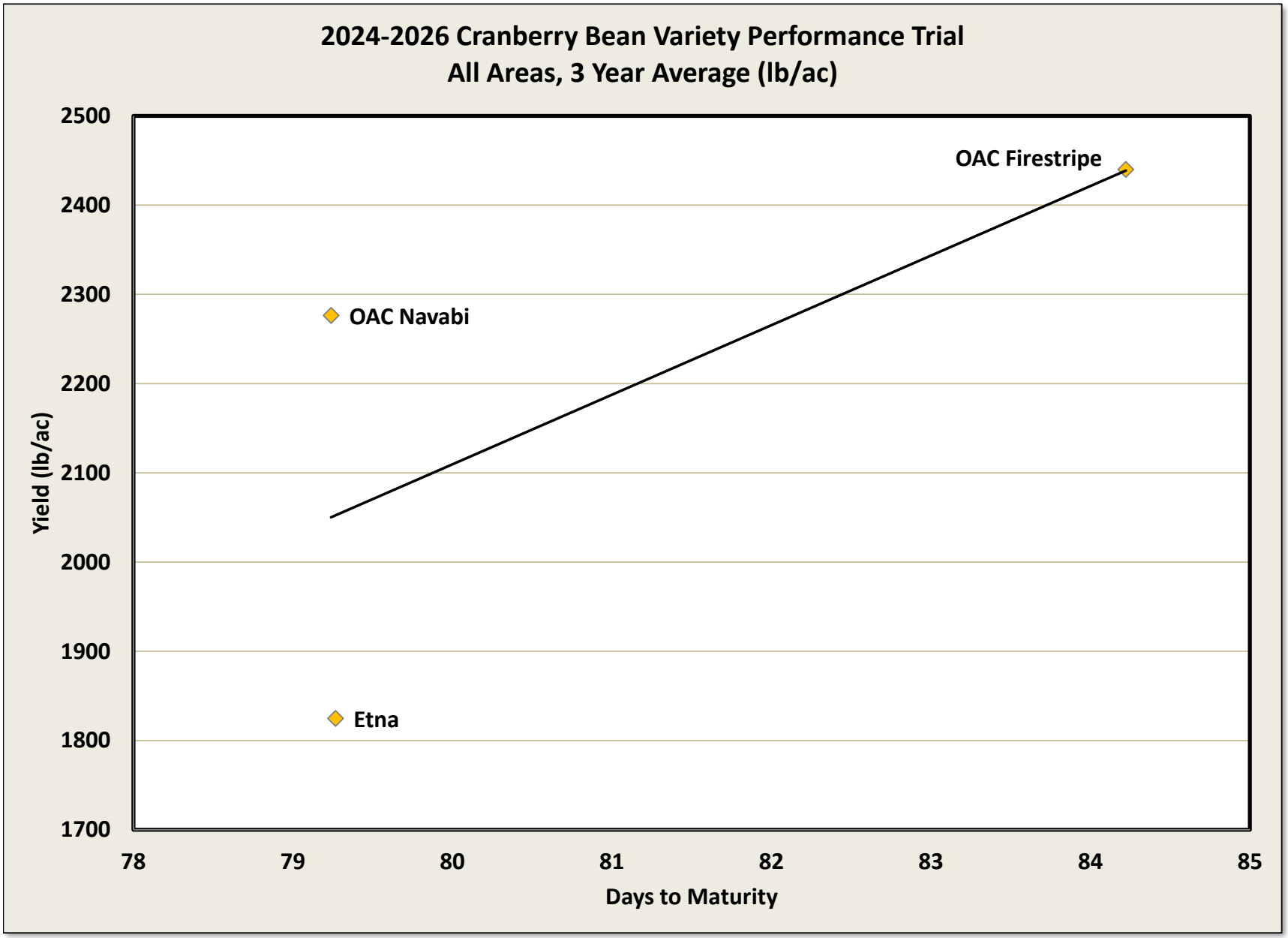

Graph 4b: Kidney Bean

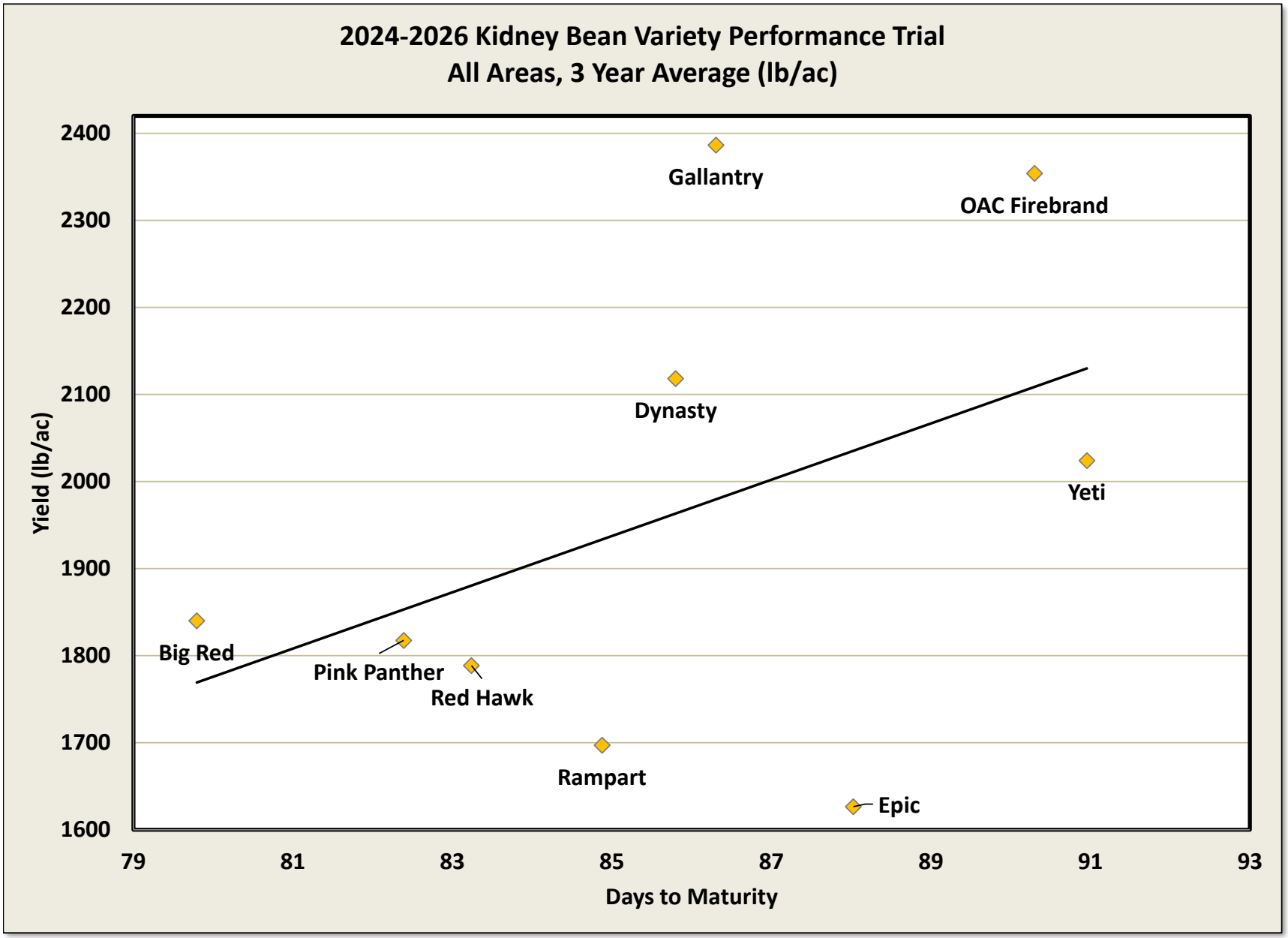

Table 5 - 2022-2026 Coloured Minor Bean Variety Performance Trial

Variety	Market Class	Days to Maturity[2]	Yield (lbs/ac)[1]																	
			All Locations				St Thomas		Exeter					Elora			Winchester				
			5 Year	4 Year	3 Year	2 Year	2 Year	2026	5 Year	4 Year	3 Year	2 Year	2026	3 Year	2 Year	2026	5 Year	4 Year	3 Year	2 Year	2026
Windbreaker	Pinto	82	--	--	--	2852	3770	2939	--	--	--	1899	1603	--	2851	2756	--	--	--	2888	2943
OAC Toast	Pinto	84	--	--	--	3105	4095	2505	--	--	--	2102	2063	--	3157	3229	--	--	--	3065	3161
Black Tails	Black	85	3178	3214	3019	3115	4042	3977	2727	2778	2387	2355	1972	2761	2797	2708	3404	3421	3227	3266	3430
Viper	Small Red	86	--	--	--	3667	4594	3825	--	--	--	2932	2829	--	3342	3343	--	--	--	3799	4149
Zorro	Black	88	3246	3349	3161	3141	4650	4572	2685	2744	2334	2135	2233	2778	2757	2958	3246	3408	3380	3024	3227
OAC Vortex	Black	89	3474	3585	3399	3376	4566	4430	2850	3012	2624	2415	2432	3089	3194	3410	3745	3882	3705	3329	3772
OAC Spades	Black	91	3602	3708	3487	3529	5021	4896	2994	3133	2760	2625	2312	3235	3354	3587	3612	3695	3443	3114	3382
Blackbeard	Black	91	3559	3645	3407	3366	4450	4414	2912	3071	2646	2476	2308	3287	3290	3333	3871	3932	3592	3249	3684
Umbra	Black	92	3593	3733	3540	3487	4953	4832	2892	3018	2756	2612	2501	3132	3053	3082	3812	4055	3790	3329	3815
Spectre	Black	93	3353	3415	3166	3256	4516	4442	2788	2818	2435	2305	2202	2729	2905	2720	3590	3693	3432	3299	3872
Average Yield (lbs/ac)[1]			3429	3521	3311	3289	4466	4083	2835	2939	2563	2386	2245	3002	3070	3113	3612	3726	3510	3236	3544
LSD (0.05)[3]			122	134	151	190	606	863	182	204	221	284	239	218	286	389	174	195	218	219	355

[1] To convert lbs/acre to t/ha divide by 893.

[2] Maturity is 3 year average. Maturity rating is affected by planting date and area where variety is being grown. Varieties are rated as mature when 95% of the pods are ripe. Normally, 3-10 additional drying days are needed before the crop is dry enough for combining.

[3] LSD (0.05) - the LSD is a measure of variability within the trial. There is a ninety five percent probability that yields that differ by an amount greater than the LSD are different. Yields that differ by an amount less or equal to the LSD should be considered the same.

Testing Locations					
St Thomas	2026	2025	--	2023	--
Exeter	2026	2025	2024	2023	2022
Elora	2026	2025	2024	--	--
Winchester	2026	2025	2024	2023	2022

Graph 5a: Coloured Minor Bean

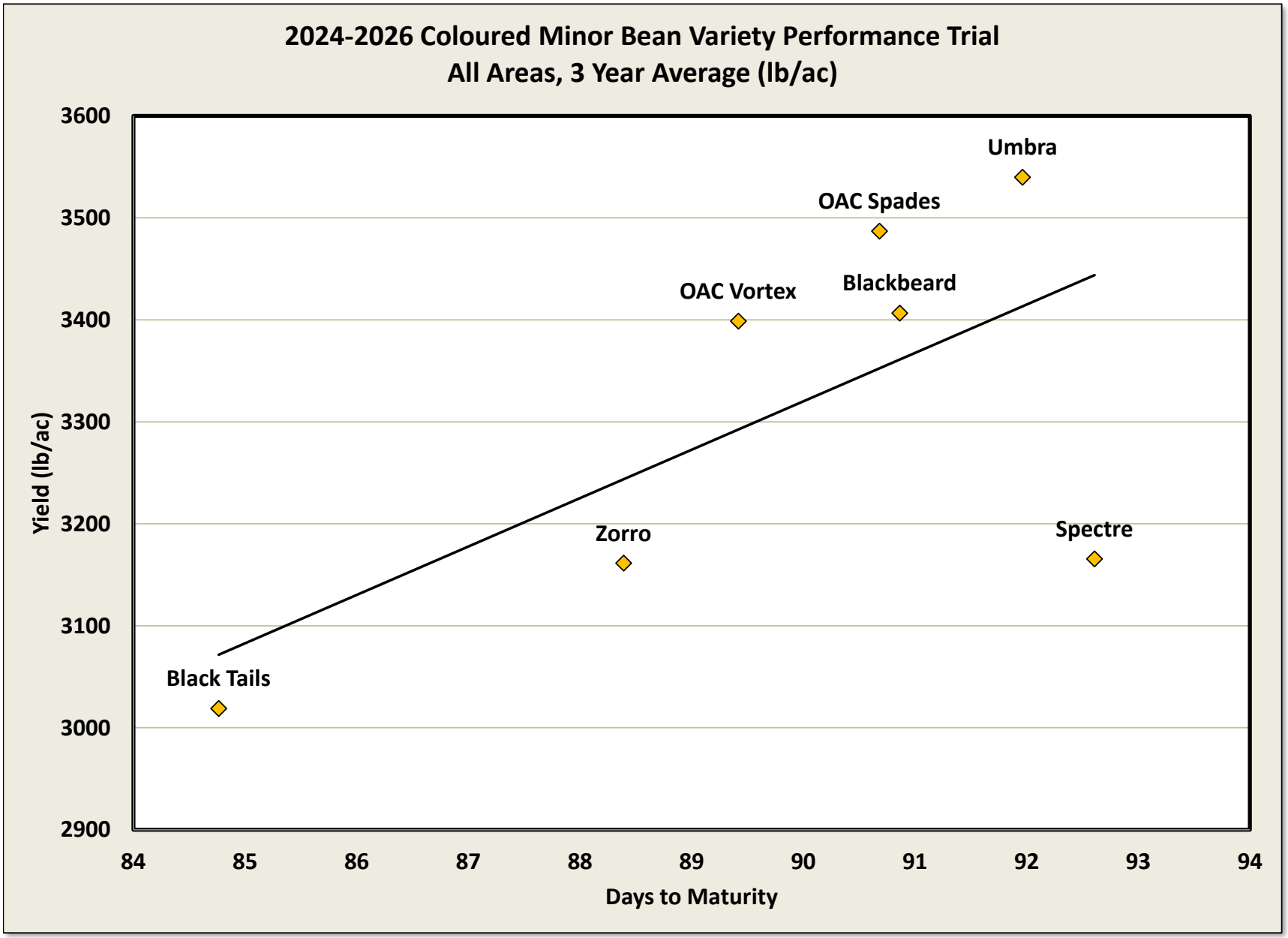

Table 6 - 2024-2026 Coloured Minor Bean Characteristics and Distributors

Variety	Market Class	100 Seed Weight)[3]	Disease Reaction[1]						Harvestability[4]	Distributor
			Bean Common Mosaic Virus		Anthracnose[2]			Common Blight[5]		
			Race		Race					
			1	15	17	23	73			
Windbreaker	Pinto	41.3					S	S	3.3	Canterra Seeds
OAC Toast	Pinto	41.6	NA	NA	NA	NA	S	I	2.9	Hensall Co-op
Black Tails	Black	22.1	R	R	NA	NA	S	I	2.1	Cooperative Elevator
Viper	Small Red	29.4					S	S	2.4	
Zorro	Black	22.5	R	R	R	R	S	I	1.9	
OAC Vortex	Black	22.7	R	R			S	I	2.5	Underwood Grain Ltd.
OAC Spades	Black	23.7	NA	NA	NA	NA	R	MR	1.9	Jefferies Seeds
Blackbeard	Black	23.6	R	NA	NA	NA	S	I	1.9	Cooperative Elevator
Umbra	Black	24.3	R	R	NA	NA	S	I	2.3	Hensall Co-op
Spectre	Black	23.1	R	R	NA	NA	S	I	1.9	Cooperative Elevator

[1] R = Resistant, S = Susceptible, NA = Not Available

[2] Anthracose ratings, the predominant race found now in Ontario is Race 73. Race 17 (binary system) is equivalent to the Alpha race, race 23 (binary system) is equivalent to the Delta race.

[3] To convert 100 seed weight (g) to seeds per pound divide 45,400 by seed weight. Example: 45,400 / 63 gm = 720 seeds/lb

[4] A variety's harvestability is based on a scale of 1-5, where 1 = upright plant type, standing erect with good bottom

[5] Common bacterial blight (CBB) severity was rated based on leaf area infection. S (>50%), MS (30-50%), I (15-30%), MR (8-15%), R (0-8%).

Table 7. Addresses of Distributors for Edible Bean Varieties

ADM Seedwest 4666 Faries Parkway Decatur, ID 62526 800-637-5843 x4707 https://www.adm.com/en-us/products-services/human-nutrition/products/beans-pulses-nuts-seeds/beans-pulses/	**Canterra Seeds** 201-1475 Chevrier Boulevard Winnipeg, MB R3T 1Y7 1-877-439-7333 www.canterra.com	**Columbia Seed Co.** 409-2nd Avenue South Vauxhall, AB T0K 2K0 403-654-2158 www.columbiaseed.ca
Crooked Creek Acres 1584 Melwood Drive Strathroy, ON N7G 3H5 519-247-3530 https://ccacres.ca/	**Elliott Grain Ltd.** 21964 Fairview Road, RR3 Thorndale, ON N0M 2P0 519-461-1545	**Ferguson Bros. of St. Thomas Ltd.** 43850 Ferguson Line, RR #6 St. Thomas, ON N5P 3T1 519-631-3463 www.fergusonbros.com
Hensall Co-op 1 Davidson Drive, c/o Paul Cornwell Hensall, ON N0M 1X0 1-800-265-5190 www.hensallco-op.ca	**Jefferies Seeds** Box 582 Glenboro, MB R0K OXO 204-827-2102 www.jefferiesseeds.com	**Martens Charolais and Seed** Box 374 Boissevain, MB R0K 0E0 204-534-6952 https://martenscharolaisandseed.com/
Meridian Seeds 16553 37th St SE, Suite 3 Mapleton, ND 58059 1-866-282-SEED www.meridianseeds.com	**ProVita Inc.** P.O. Box #628 Kuna, ID 83634 208-463-7624	**R.T. Bolton and Sons** 43234 Winthrop Road, RR#1 Dublin, ON N0K 1E0 519-525-6430
The Andersons Canada Ltd. 712 Richmond St. Chatham, ON N7M 5J5 519-676-5411 www.AndersonsCanada.com	**Treasure Valley Seed Co.** 17781 Highway 95 Wilder, ID 83676 208-337-4626 www.tvseed.com	**Underwood Grain Ltd.** 41797 Howick-Turnberry Road Wingham, ON N0G 2W0 519-335-3579 www.underwoodgrain.com
Western Harvest Bean 301 South Railway St Morden, MB R6M 1G7		